

3/8" DRIVE ACCESSORIES

3/8" DRIVE RATCHETS

Product #	Description	Shelf
12502	3/8" Dr. Flex Ratchet	5
12530	3/8" Dr. Stubby Professional Ratchet	5
12531	3/8" Dr. Flex Stubby Professional Ratchet	5
12532	3/8" Dr. Professional Locking Ratchet	5
12533	3/8" Dr. Locking Ratchet with Dual Injected Handle	5
12534	3/8" Dr. Extra Long Ratchet 11" (280mm)	5
12561	3/8" Dr. Composite Ratchet	5
12563	3/8" Drive 72 Tooth L-7 Extreme Ratchet (205mm)	5



POSITIVE LOCKING RATCHET & ACCESSORIES

Each tool in the Signet Positive Locking Professional Series has a locking/quick release button. To attach a drive tool, press the locking/quick release button and attach the tool. Each item will lock to the next making a solid link to the final drive tool. The Locking Accessory will hold the tool firmly until the locking/quick release button is again pressed. No more dropped sockets! Our Professional Series Ratchets have a 45 Teeth Count.



COMPOSITE RATCHETS

Chrome Vanadium pawl and teeth are heat treated for maximum strength and minimum wear. Hi-Tech reinforced composite fibre handle is designed and styled to fit a comfortable hand support and positive grip for the range of sockets used. Extra strength is built in with the construction which distributes torque load evenly. This ratchet does not conduct cold temperatures or dampness.



EXTREME RATCHET

The new 72 tooth extreme ratchet is designed for tight access applications. One hand directional change and quick release features combined with a 5° movement for quick and professional usage. The nickel chromium finish and the dual compound comfort grip allow this incredibly small design the strength and versatility SIGNET customers have come to depend on.



3/8" DRIVE ACCESSORIES

3/8" DRIVE ACCESSORIES

Product #	Description	Shelf
12506	3/8" Dr. 3" Extension Bar	10
12507	3/8" Dr. 6" Extension Bar	10
12508	3/8" Dr. 12" Extension Bar	10
12509	3/8" Dr. Universal Joint	10
12510	3/8" Dr. 3/8"F x 1/4"M Adapter	10
12511	3/8" Dr. 8" Flexible Handle	5
12512	3/8" Dr. 3/8"F x 1/2"M Adapter	10
12521	3/8" Dr. Renewal Kit/Prof Ratchet	10
12522	3/8" Dr. 15" Flexible Handle	1
12535	3/8" Dr. 8" Flexible Extension Bar (200mm)	10
12548	3/8" Dr. Locking T-Extension	1
12567	3/8" Dr. 14" Extension Bar	1
12568	3/8" Dr. 24" Extension Bar	1
12709C	3/8" Dr. Metal Clip	10
12710CR	3/8" Dr. 9" Metal Rail (240mm)	10



3/8" DRIVE LOCKING/WOBBLE ACCESSORIES

Product #	Description	Shelf
12516	3/8" Dr. 6" Wobble Extension Bar	10
12518	3/8" Dr. 10" Wobble Extension Bar	10
12523	3/8" Dr. 3" Wobble Extension Bar	10
12524	3/8" Dr. 1-1/2" Wobble Extension Bar	10
12541	3/8" Dr. 3" Locking Extension Bar	10
12542	3/8" Dr. 6" Locking Extension Bar	10
12543	3/8" Dr. 10" Locking Extension Bar	10
12545	3/8" Dr. Locking Universal Joint	10
12546	3/8" Dr. 18" Locking T-Extension Bar (450mm)	10
12548	3/8" Dr. 25" Locking T-Extension Bar (650mm)	10
12551	3/8" Dr. 14" Wobble Extension Bar	10
12552	3/8" Dr. 24" Wobble Extension Bar	10



POSITIVE LOCKING RATCHET & ACCESSORIES

Each tool in the Accessory Locking System has a locking/quick release button. To attach a drive tool, press the locking/quick release button and attach the tool. Each item will lock to the next making a solid link to the final drive tool. The Locking Accessory will hold the tool firmly until the

locking/quick release button is again pressed. No more dropped sockets!



DUAL POSITION WOBBLE EXTENSION

Our dual position wobble extensions have a unique design for 2-in-1 function. They can be used as a wobble extension in the first position, then snap the extension further into the socket to become a regular extension for maximum speed and strength.

12526

4Pc 3/8" Dr. Wobble Extension Set

Shelf 1

1-1/2, 3, 6, 10"

12519

3Pc Wobble Extension Set (not shown)

Shelf 1

3, 6, 10"

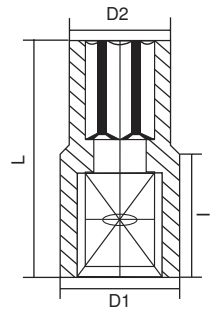


12526

3/8" DRIVE OPEN STOCK SOCKETS

3/8" DRIVE 6PT SAE REGULAR SOCKETS

Product #	Description	D2	D1	I	L	Shelf
12100	1/4"	10.0	17.0	9.0	25.0	10
12101	3/8"	14.5	17.0	9.0	25.0	10
12102	7/16"	15.8	17.0	9.0	25.0	10
12103	1/2"	18.3	18.3	10.0	25.0	10
12104	9/16"	19.5	19.5	12.5	25.0	10
12105	5/8"	22.0	22.0	12.5	25.0	10
12106	11/16"	23.3	23.3	12.5	25.0	10
12107	3/4"	25.5	25.5	14.0	25.0	10
12108	13/16"	27.0	27.0	16.0	25.0	10
12109	7/8"	29.5	29.5	16.0	28.0	10
12110	5/16"	30.2	30.2	16.0	28.0	10



3/8" DRIVE 6PT METRIC REGULAR SOCKETS

Product #	Description	D2	D1	I	L	Shelf
12306	6mm	9.5	17.0	9.0	25.0	10
12307	7mm	11.0	17.0	9.0	25.0	10
12308	8mm	12.0	17.0	9.0	25.0	10
12309	9mm	12.9	17.0	9.0	25.0	10
12310	10mm	14.5	17.0	9.0	25.0	10
12311	11mm	15.8	17.0	9.0	25.0	10
12312	12mm	17.0	17.0	9.0	25.0	10
12313	13mm	18.3	18.3	9.0	25.0	10
12314	14mm	19.5	19.5	13.5	25.0	10
12315	15mm	20.8	20.8	15.0	25.0	10
12316	16mm	22.0	22.0	15.0	25.0	10
12317	17mm	23.3	23.3	15.0	25.0	10
12318	18mm	24.3	24.3	15.0	25.0	10
12319	19mm	25.5	25.5	15.5	25.0	10
12320	20mm	27.0	27.0	16.5	28.5	10
12321	21mm	27.9	27.9	16.5	28.5	10
12322	22mm	29.5	29.5	17.0	28.5	10
12324	24mm	31.9	31.9	17.0	28.5	8

3/8" DRIVE 6PT SPARK PLUG SOCKETS

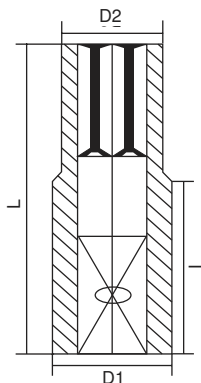
Product #	Description	D2	D1	I	L	Shelf
12220	5/8"	22.0	22.0	19.0	64.0	10
12221	3/4"	25.5	25.5	22.0	64.0	10
12222	13/16"	27.0	27.0	24.0	70.0	5
12441	16 mm	22.0	22.0	19.0	64.0	10
12442	21mm	27.0	27.0	24.0	70.0	10

3/8" DRIVE 6PT SAE DEEP SOCKETS

Product #	Description	D2	D1	I	L	Shelf
12201	3/8"	14.0	16.8	27.0	63.5	10
12202	7/16"	16.8	16.8	30.0	63.5	10
12203	1/2"	18.3	18.3	27.0	63.5	10
12204	9/16"	19.5	19.5	28.0	63.5	10
12205	5/8"	22.0	22.0	28.0	63.5	10
12206	11/16"	23.8	23.8	28.0	63.5	5
12207	3/4"	25.5	25.5	28.0	63.5	5
12208	13/16"	27.0	27.0	28.0	63.5	5
12209	7/8"	29.5	29.5	28.0	63.5	4
12210	5/16"	29.5	29.5	28.0	63.5	4

3/8" DRIVE 6PT METRIC DEEP SOCKETS

Product #	Description	D2	D1	I	L	Shelf
12408	8mm	12.0	16.8	28.0	63.5	10
12409	9mm	12.9	16.8	28.0	63.5	10
12410	10mm	15.0	16.8	28.0	63.5	10
12411	11mm	16.0	16.8	28.0	63.5	10
12412	12mm	16.8	16.8	28.0	63.5	10
12413	13mm	18.3	18.3	28.0	63.5	10
12414	14mm	19.5	19.5	28.0	63.5	10
12415	15mm	20.8	20.8	28.0	63.5	10
12416	16mm	22.0	22.0	28.0	63.5	10
12417	17mm	23.8	23.8	30.0	63.5	10
12418	18mm	23.8	23.8	30.0	63.5	5
12419	19mm	25.5	25.5	30.0	63.5	5
12420	20mm	27.0	27.0	30.0	63.5	5
12421	21mm	27.8	27.8	30.0	63.5	5
12422	22mm	29.5	29.5	30.0	63.5	4
12423	23mm	32.0	32.0	30.0	63.5	4
12424	24mm	31.8	31.8	30.0	63.5	4





3/8" DRIVE SPECIALTY SOCKETS

PRODUCT CENTRES

SOCKETS

IMPACTS

WRENCHES

GEAR WRENCHES

OTHER WRENCHES

SCREWDRIVERS

PLIERS

STRIKING TOOLS

TAPE MEASURES

TRADE ACCESSORIES

NOGA DEBURRING TOOLS



3/8" DRIVE 12PT METRIC SOCKETS

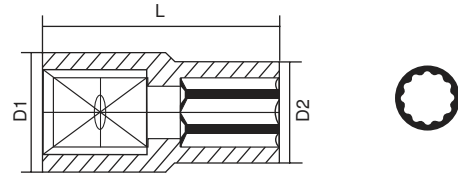
Product #	Description	D2	D1	L	Shelf
12363	8mm	12.0	17.0	25.0	10
12364	9mm	12.9	17.0	25.0	10
12365	10mm	14.5	17.0	25.0	10
12366	11mm	15.8	17.0	25.0	10
12367	12mm	17.0	17.0	25.0	10
12368	13mm	18.3	18.3	25.0	10
12369	14mm	19.5	19.5	25.0	10
12370	15mm	20.8	20.8	25.0	10
12371	16mm	22.0	22.0	25.0	10
12372	17mm	23.3	23.3	25.0	10
12373	18mm	24.3	24.3	25.0	10
12374	19mm	25.3	25.3	25.0	10

12392

12Pc 3/8" Dr. 12pt Metric (not shown)

Shelf 1

8, 9, 10, 11, 12, 13, 14, 15, 16, 17, 18, 19mm



3/8" DRIVE E TORQUE SOCKETS

12181

12Pc 3/8" Dr. E Torque

Shelf 1

E4, E5, E6, E7, E8, E10, E11, E12, E14, E16, E18, E20



3/8" DRIVE E TORQUE SOCKETS

Product #	Size	D2	D1	L	Shelf
12150	E4	17.0	7.0	25.5	10
12151	E5	17.0	8.0	15.5	10
12152	E6	17.0	8.0	25.5	10
12153	E7	17.0	9.0	25.5	10
12154	E8	17.0	10.5	25.5	10
12156	E10	17.0	13.0	25.5	10
12157	E11	17.0	14.0	25.5	10
12158	E12	17.0	15.0	25.5	10
12160	E14	18.3	18.3	28.0	10
12162	E16	18.3	18.3	28.0	10
12164	E18	19.5	19.5	28.0	10
12166	E20	22.0	22.0	28.0	10



3/8" DRIVE INSERT BIT SOCKET SETS

22620

7Pc 3/8" Dr. Metric Hex Shelf 1

- 2.5, 3, 4, 5, 6, 8, 10mm

22720

7Pc 3/8" Dr. SAE Hex (not shown) Shelf 1

- 1/8, 5/32, 3/16, 7/32, 1/4, 5/16, 3/8"



22620



22932

32Pc 1/4", 3/8" Dr. Tamper Torque Shelf 1

1/4" Drive

- ⊗ 6 E-Torque Sockets - E4, E5, E6, E7, E8, E10
- ⊗ 9 Tamper Torque Bits - TT7, TT8, TT9, TT10, TT15, TT20, TT25, TT27, TT30
- ⊗ 6 Tamper Proof Bit Sockets - TT10, TT15, TT20, TT25, TT27, TT30
- 1 1/4" Drive Bit Adapter

3/8" Drive

- ⊗ 4 E-Torque Sockets - E12, E14, E16, E18
- ⊗ 6 Tamper Torque Bit Sockets - TT40, TT45, TT47, TT50, TT55, TT60

23840

10Pc 3/8", 1/2" Dr. SAE Hex (not shown) Shelf 1

3/8" Drive

- 7 Hex Bit Sockets - 1/8, 5/32, 3/16, 7/32, 1/4, 5/16, 3/8"

1/2" Drive

- 3 Hex Bit Sockets - 1/2, 9/16, 5/8"

23901

10Pc 3/8", 1/2" Dr. Metric Hex Shelf 1

3/8" Drive

- 7 - Hex Bit Sockets - 3, 4, 5, 6, 7, 8, 10mm

1/2" Drive

- 3 - Hex Bit Sockets - 12, 14, 16mm



23901

22929

9Pc 1/4", 3/8" Dr. Tamper Torque Shelf 1

1/4" Drive

- ⊗ 6 - Tamper Torque Bit Sockets - TT10, TT15, TT20, TT25, TT27, TT30

3/8" Drive

- ⊗ 3 - Tamper Torque Bit Sockets - TT40, TT45, TT50

22879

9Pc 1/4", 3/8" Dr. Torque (not shown) Shelf 1

1/4" Drive

- ⊗ 6 - Torque Bit Sockets - T10, T15, T20, T25, T27, T30

3/8" Drive

- ⊗ 3 - Torque Bit Sockets - T40, T45, T50



22929



3/8" DRIVE INSERT BIT SOCKETS

3/8" DRIVE BIT SOCKETS

Product #	Description	Bit Length	Overall Length	Shelf
22801	#1 Phillips	23	50	10
22802	#2 Phillips	23	50	10
22803	#3 Phillips	23	50	10
22811	Robertson® #1	23	50	10
22812	Robertson® #2	23	50	10
22813	Robertson® #3	23	50	10
22832	4mm Flat	23	50	10
22834	5mm Flat	23	50	10
22837	7mm Flat	23	50	10



3/8" DRIVE SAE/METRIC BIT SOCKETS

Product #	Description	Bit Length	Overall Length	Shelf
22843	1/8" Hex	23	50	10
22844	5/32" Hex	23	50	10
22845	3/16" Hex	23	50	10
22846	7/32" Hex	19	50	10
22847	1/4" Hex	22	50	10
22848	5/16" Hex	22	50	10
22849	3/8" Hex	20	50	10
22882	2.5mm Hex	21	50	10
22883	3mm Hex	21	50	10
22884	4mm Hex	21	50	10
22885	5mm Hex	21	50	10
22886	6mm Hex	21	50	10
22887	7mm Hex	21	50	10
22888	8mm Hex	21	50	10
22889	9mm Hex	21	50	10
22890	10mm Hex	21	50	10
22891	11mm Hex	21	50	10
22892	12mm Hex	21	50	10
22893	13mm Hex	21	50	10
22894	14mm Hex	21	50	10



3/8" DRIVE TORQUE BIT SOCKETS

Product #	Description	Bit Length	Overall Length	Shelf
22861	T10	23	50	10
22862	T15	23	50	10
22863	T20	23	50	10
22864	T25	23	50	10
22865	T27	21	50	10
22866	T30	22	50	10
22867	T40	22	50	10
22868	T45	22	50	10
22869	T40	22	50	10
22870	T55	22	50	10
22871	T60	21	50	10



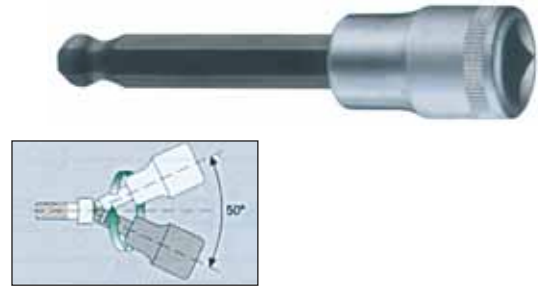
3/8" DRIVE TAMPER TORQUE BIT SOCKETS

Product #	Description	Bit Length	Overall Length	Shelf
22911	TT10	25	50	10
22912	TT15	25	50	10
22913	TT20	25	50	10
22914	TT25	25	50	10
22915	TT27	25	50	10
22916	TT30	25	50	10
22917	TT40	25	50	10
22918	TT45	25	50	10
22919	TT50	25	50	10
22920	TT55	25	50	10
22921	TT60	25	50	10

3/8" DRIVE INSERT BIT SOCKETS

BALL HEX BIT SOCKETS

Product #	Description	Bit Length	Overall Length	Shelf
22983	3mm Ball Hex	25	50	10
22984	4mm Ball Hex	25	50	10
22985	5mm Ball Hex	25	50	10
22986	6mm Ball Hex	25	50	10
22988	8mm Ball Hex	25	50	10



3/8" DRIVE LONG BIT SOCKET SET

22954

7Pc 3/8" Dr. Long Hex (not shown) Shelf 1

- 3, 4, 5, 6, 7, 8, 10mm

22967

9Pc 3/8" Dr. Extra Long Torque Shelf 1

- T10, T15, T20, T25, T27, T30, T40, T45, T50



22967

3/8" DRIVE LONG BIT SOCKETS



3/8" DRIVE LONG TORQUE BIT SOCKETS

Product #	Description	Bit Length	Overall Length	Shelf
22960	T10	75mm	100mm	10
22962	T15	75mm	100mm	10
22963	T20	75mm	100mm	10
22964	T25	75mm	100mm	10
22965	T27	75mm	100mm	10
22966	T30	75mm	100mm	10
22968	T40	75mm	100mm	10
22969	T45	75mm	100mm	10
22970	T50	75mm	100mm	10

3/8" DRIVE LONG HEX BIT SOCKETS

Product #	Description	Bit Length	Overall Length	Shelf
22941	3mm	75mm	100mm	10
22942	4mm	75mm	100mm	10
22943	5mm	75mm	100mm	10
22944	6mm	75mm	100mm	10
22945	7mm	75mm	100mm	10
22946	8mm	75mm	100mm	10
22947	9mm	75mm	100mm	10
22948	10mm	75mm	100mm	10

