

Thread Insert

Thread Repair Insert

Alloy Steel

Thin or Heavy Duty Thick Wall

Imperial Coarse and Fine Thread

Diameter	Drill	Tap	Item No.
Imperial	Thin Wall		
8-32	#29	1/4-28	16280213283118
10-24	I	5/16-18	16280213283121
10-32	I	5/16-18	16280213283124
1/4-20	Q	3/8-16	16280213283127
1/4-28	Q	3/8-16	16280213283130
5/16-18	X	7/16-14	16280213283133
5/16-24	X	7/16-14	16280213283136
3/8-16	29/64	1/2-13	16280213283139
3/8-24	29/64	1/2-13	16280213283142
7/16-14	33/64	9/16-12	16280213283145
7/16-20	33/64	9/16-12	16280213283148
1/2-13	37/64	5/8-11	16280213283151
1/2-20	37/64	5/8-11	16280213283154



Diameter	Drill	Tap	Item No.
Imperial	Heavy Duty Thick Wall		
9/16-12	45/64	3/4-16	16280213283166
9/16-18	45/64	3/4-16	16280213283169
5/8-11	53/64	7/8-14	16280213283172
5/8-18	53/64	7/8-14	16280213283175
3/4-10	1-1/16	1 1/8-12	16280213283178
3/4-16	1-1/16	1 1/8-12	16280213283181
7/8-9	1-3/16	1 1/4-12	16280213283184
7/8-14	1-3/16	1 1/4-12	16280213283187
1-8	1-5/16	1 3/8-12	16280213283190
1-14	1-5/16	1 3/8-12	16280213283193
1-1/8-7	1-7/16	1 1/2-12	16280213283196
1-1/8-12	1-7/16	1 1/2-12	16280213283199
1-1/4-7	1-9/16	1 5/8-12	16280213283202
1-1/4-12	1-9/16	1 5/8-12	16280213283205
1-1/2-6	1-13/16	1 7/8-12	16280213283208
1-1/2-12	1-13/16	1 7/8-12	16280213283211

Imperial	HD Thick Wall		
6-32	I	5/16-18	16280213283223
8-32	I	5/16-18	16280213283226
10-24	Q	3/8-16	16280213283229
10-32	Q	3/8-16	16280213283232
1/4-20	X	7/16-14	16280213283235
1/4-28	X	7/16-14	16280213283238
5/16-18	29/64	1/2-13	16280213283241
5/16-24	29/64	1/2-13	16280213283244
3/8-16	33/64	9/16-12	16280213283247
3/8-24	33/64	9/16-12	16280213283250
7/16-14	37/64	5/8-11	16280213283253
7/16-20	37/64	5/8-11	16280213283256
1/2-13	45/64	3/4-16	16280213283259
1/2-20	45/64	3/4-16	16280213283262



Thread Insert


Thread Repair Insert

Alloy Steel


Thin or Heavy Duty Thick Wall

Metric Coarse and Fine Thread


Diameter	Drill	Tap	Item No.
Metric Thin Wall			
M4-0.7	M6.9	M8-1.25	16280213283282
M5-0.8	M6.9	M8-1.25	16280213283285
M6-1.0	M8.8	M10-1.25	16280213283288
M8-1.0	M10.8	M12-1.25	16280213283291
M8-1.25	M10.8	M12-1.25	16280213283294
M10-1.25	M12.8	M14-1.5	16280213283297
M10-1.50	M12.8	M14-1.5	16280213283300
M12-1.25	M14.75	M16-1.5	16280213283303
M12-1.75	M14.75	M16-1.5	16280213283306



Metric	Heavy Duty Thick Wall		
M14-2.0	M18.75	M20-1.5	16280213283318
M14-1.5	M18.75	M20-1.5	16280213283321
M16-2.0	M20.50	M22-1.5	16280213283324
M16-1.5	M20.50	M22-1.5	16280213283327
M18-2.5	M22.5	M22-1.5	16280213283330
M18-1.5	M22.5	M22-1.5	16280213283333
M20-2.5	M28.00	M30-2.0	16280213283336
M20-1.5	M28.00	M30-2.0	16280213283339
M22-2.5	M28.00	M30-2.0	16280213283342
M24-3.0	M31.00	M33.2	16280213283345
M24-2.0	M31.00	M33.2	16280213283348



Diameter	Drill	Tap	Item No.
Metric HD Thick Wall			
M4-0.7	M6.9	M8-1.25	16280213283360
M5-0.8	M8.8	M10-1.25	16280213283363
M6-1.0	M10.8	M12-1.25	16280213283366
M8-1.0	M12.8	M14-1.5	16280213283369
M8-1.25	M12.8	M14-1.5	16280213283372
M10-1.25	M14.75	M16-1.5	16280213283375
M10-1.5	M14.75	M16-1.5	16280213283378
M12-1.25	M16.75	M18-1.5	16280213283381
M12-1.75	M16.75	M18-1.5	16280213283384



FOR SIZES, TYPES AND STAINLESS MATERIALS NOT LISTED, CONTACT YOUR LOCAL REPRESENTATIVE FOR MORE DETAILS.

